

## Intelligent Peristaltic Pump

**L100-1F**

**L300-1F**

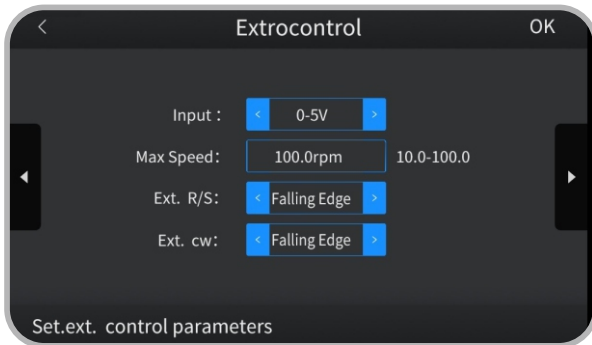
**L600-1F**

**Intelligent Fluid Control ▶ Unparalleled Experience on Touch Screen ▶**


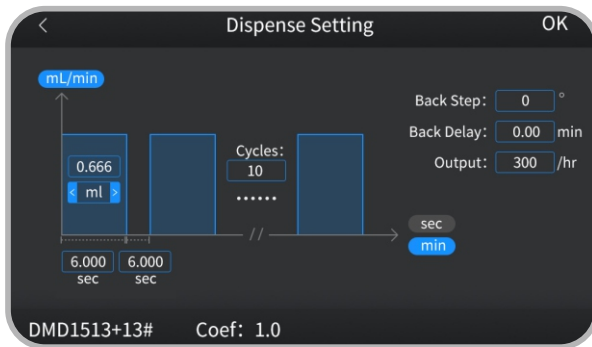
- Intuitive graphic interface and modular programming, quickly set up your own application process
- Powerful function and flexible configuration, make it easier to run multi-step complex programs

## 7 inch color display, full touch screen and intuitive graphic interface, provide easy-to-use operations

- 7 inch color display shows more information simultaneously
- Intuitive graphic interface and full touch screen quickly set up application process



Unaffected by gloves, dust and water droplets



Easy to use icon graphics

Graphic interface, more information on the same screen, and easy parameter configuration

## Customize parameters by programming, and the parameter programs can be stored and easily recalled

- Parameters are defined by programming
- 7 parameter programs of up to 10 steps can be configured and stored
- Program name can be defined by letters and numbers for identification and easy recall
- Preset external control program is for remote control through external signal

8 parameter programs for easy store and recall



Details of the selected program

Preset external control program for remote control through external signal

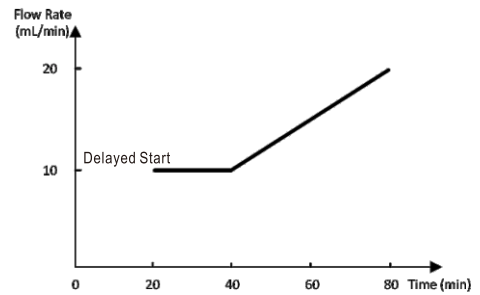
## Multiple function modules and intelligent algorithms are designed for a wide variety of applications, including routine and multi-step complex applications



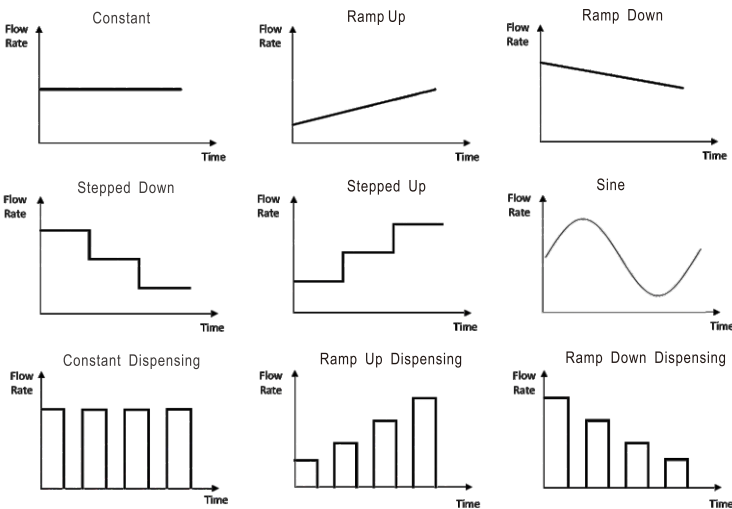
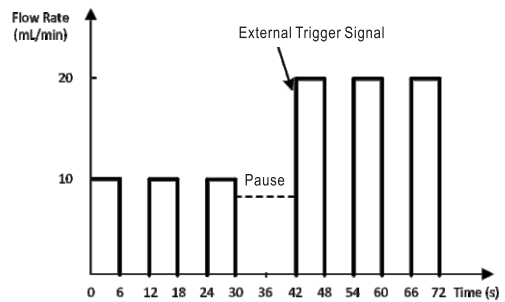
- 9 running control modules: constant, ramp up, ramp down, stepped up, stepped down, sine, constant dispensing, ramp up dispensing, ramp down dispensing
- 8 logic control modules: direction, delay, event trigger, status output, pause, jump, loop, stop
- Each running control module can be used independently for simple routine application
- Configure multi-step program with multiple modules for complex application

### Example of Multi-step Work Process :


- Example 1: Gradient Titration (flow rate ramp up)
- Details: Start the pump, then the pump will run 20 minutes later at 10mL/min flow rate. After 20 minutes, the flow rate will ramp up from 10mL/min to 20mL/min within 40 minutes.



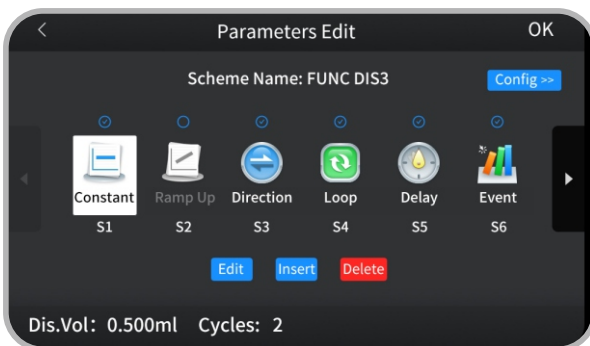
- Example 2: Media dispensing (different dispensing volume)
- Details: Dispense the media at 10mL/min flow rate for 6 seconds (dispensing volume is 1mL). Dispensing 3 cycles (interval time is 6 seconds), then pump pause. Waits for the external trigger signal, then dispense the media at 20mL/min flow rate for 6 seconds (dispensing volume is 2mL). Dispensing 3 cycles again (interval time is 6 seconds), then pump stops.



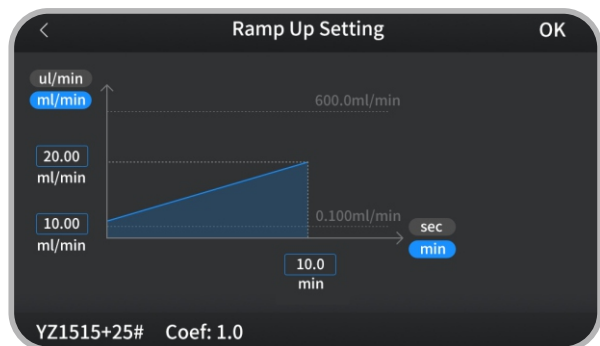
9 Running Control Modules



8 Logic Control Modules



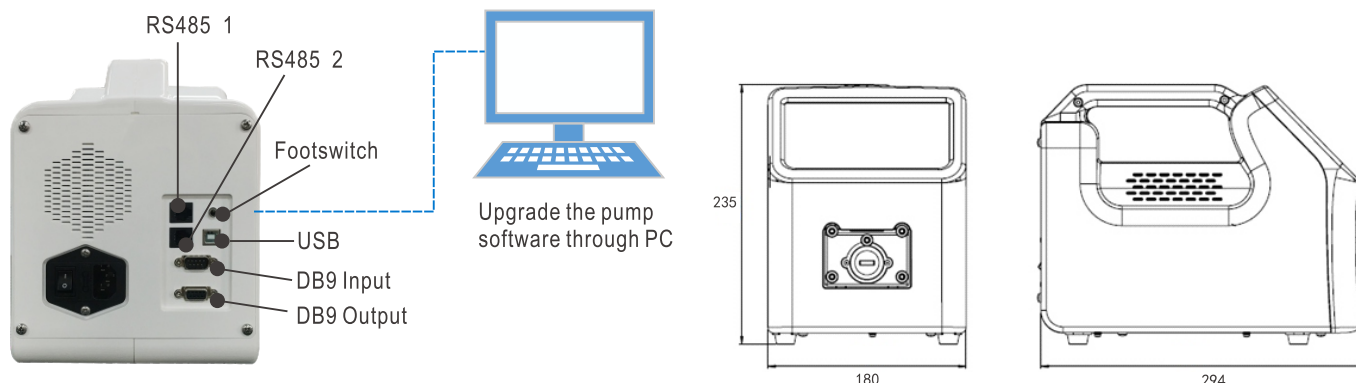
Configure multi-step program for complex application



Easy parameter configuration with graphic interface



Pump can be controlled through touch screen, foot switch, analog signal and communication commands, combined with a variety of interfaces (USB, RJ11, DB9 etc.) for easy system connection



### Pump Specification

	L100-1F	L300-1F	L600-1F
Speed	0.1-100rpm	0.1-300rpm	0.1-600rpm
Flow rate	0.15uL/min-500mL/min	0.15uL/min-1500mL/min	0.15uL/min-3000mL/min
Direction	CW or CCW		
Dispensing volume	0.1mL-9999L(accuracy of $\pm 2\%$ with calibration)		
Calibration	Improve the flow rate and dispensing volume accuracy		
Display	7Inch 1024x600 color LCD		
Language	Chinese or English, set as needed		
Control mode	Touch screen control, footswitch control, external signal control and communication control		
Woke mode	Programming		
External control	Start/stop control, direction control: voltage level signal or switch signal(dry contact) Speed control: 0-5V, 0-10V, 4-20mA or 0-10kHz with uniform interface, max speed can be set.		
Communication control	USB or RS485(RJ11) interface, Modbus protocol, multiple baud rate (1200/ 2400/ 4800/ 9600/ 19200/ 38400bps)		
Status output	Output voltage level signals to indicate pump running status, direction status, and other custom status		
Delayed start	Pump can start running at desired time		
Parameter programs	7 parameter programs can be stored and easily recalled		
IP rating	IP31		
Outline dimension (LxWxH)	180mmx294mmx235(mm)		
Power supply	AC196V-242V, 50/60Hz		
Weight	5.0kg		

### Multiple pump head and tubing options for a wide flow range



### Longer Precision Pump Co., Ltd.

3rd/4th Floor, Building 6B, University Science Park Baoding National, High - Tech Industrial Development Zone Baoding, Hebei, China 071051

Tel: +86 - 312 - 3110087

Fax: +86 - 312 - 3168553

E - mail: longer@longerpump.com

Http://www.longerpump.com

